

LOUISIANA FATAL INJURIES




Top Causes of Injury in 2022



Each year in Louisiana, over 5,000 people die due to injury,¹ and more than 4,000 of these deaths are preventable. Injuries are the leading cause of death for Louisiana residents aged 1-44.¹ In 2022, there was over \$70.34 million spent on medical expenses related to fatal injuries.²

Injuries are preventable.

TOP 3 CAUSES OF FATAL INJURY IN 2022¹

Injury	Facts/Data
 POISON-RELATED	<ul style="list-style-type: none">• 2,353 Deaths in 2022• Leading cause of death for females.• Louisiana's rate of poisoning-related deaths is higher than the national rate (53.6 vs 34.2 per 100,000).³• Poison-related deaths include drug-related overdoses with prescription and non-prescription drugs.
 FIREARM-RELATED	<ul style="list-style-type: none">• 1,211 Deaths in 2022• Rate of firearm deaths for males is almost 6x greater than for females.• Louisiana's firearm-related death rate is almost double the national rate (27.9 vs. 14.6 per 100,000).³• Louisiana's homicide rate is #3 in the nation.³• Louisiana's suicide rate in 2022 was less than its homicide rate. (16.0 vs 18.8 per 100,000).³ In other states, suicides double or triple the rate of homicides.
 MOTOR-VEHICLE RELATED	<ul style="list-style-type: none">• 845 Deaths in 2022• Louisiana's rate of fatal motor vehicle crashes is higher than the national rate (20.4 vs 13.5 per 100,000).³

Data Sources: 1. Louisiana Vital Records, 2022. 2. CDC Web-based Injury Statistics Query and Reporting System (WISQARS). 3. CDC Wide-ranging Online Data for Epidemiologic Research (WONDER), 2022. 4. [CDC Overdose Prevention](#)

For more injury prevention data, visit PartnersforFamilyHealth.org/Data-Center

FATAL INJURY PREVENTION

Prevent injury throughout the lifespan.

FATAL INJURY PREVENTION BY AGE GROUP (2022)

Age Group	Injury/Number of Deaths ¹	Prevention Strategies
 Under 12 Months	54  Suffocation	<ul style="list-style-type: none">• Discuss and demonstrate the American Academy of Pediatrics safe sleep guidelines and practices with patients and their families during pediatric and other direct service visits.
 Ages 1-14 <small>MOST ARE DUE TO FIREARMS.</small>	32  Homicide	<ul style="list-style-type: none">• Encourage secure storage of all firearms in children's primary home and relatives' homes. Secure storage includes locking up firearms and storing ammunition separately. Storage resources can be found at BeSMART for Kids.
 Ages 15-34	608  Firearm-Related	<ul style="list-style-type: none">• Encourage secure storage of firearms and support community-level violence prevention to improve health and focus on reducing conflict. Learn more about creating safer communities with CDC's Connecting the Dots or the Prevention Institute's Recommendations for Preventing Gun Violence and share with your community.
 Ages 35+	1,746  Poisoning-Related <small>MOST ARE DUE TO PRESCRIPTION & NON-PRESCRIPTION DRUGS.</small>	<ul style="list-style-type: none">• Increase the quality of and access to treatment for substance use disorder.⁴• Continue use of prescription drug monitoring programs. Louisiana's program is operated by the Louisiana Board of Pharmacy. This statewide electronic database collects data on substances dispensed in Louisiana and distributes this data to authorized individuals. Learn more here.• Public health agencies should expand the Harm Reduction Task Force and efforts to ensure increased access to risk mitigation strategies, such as access to Fentanyl testing strips and naloxone.• Learn more about Louisiana's efforts to track, respond and prevent opioid overdoses.

Data Sources: 1. Louisiana Vital Records, 2022. 2. CDC Web-based Injury Statistics Query and Reporting System (WISQARS). 3. CDC Wide-ranging Online Data for Epidemiologic Research (WONDER), 2022. 4. [CDC Overdose Prevention](#)

For more injury prevention data, visit PartnersforFamilyHealth.org/Data-Center